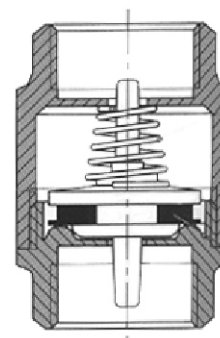


BRASS CHECK VALVE WITH SPRING

**SCREWED ENDS
FACE TO FACE ACC TO
DIN 3202 - F 1**

DN	1/2" - 4"
PN	12, 10, 8 bar
T max	100°C




Application:

For industrial pipe systems, before or after pumps transporting water or non aggressive fluids, to stop the fluid when the pump stops or the pressure goes down.

Materials:

parts	acc to DIN	Ws. №
Body	CuZn39Pb3	2.0401
Globe	Nylon-plast 6.6	
Spring	X12CrNi18 8	1.4300
Seal	NBR 70	



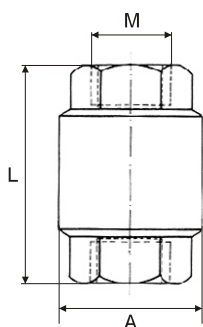
without filter

with filter

Note:

The valve is offer with BSPP.

Size (mm):



M	PN	A	L
1/2"	12	30	52
3/4"	12	38	55
1"	12	46	59
1 1/4"	10	57	63
1 1/2"	10	67	71
2"	10	77	77
2 1/2"	8	102	96
3"	8	123	102
4"	8	153	120